



Vignettes 170

March 1st, 2023

Contents

Club News	1
Littoral – A Collaborative Photobook with Words	2
Next week - 'Take 5' (well, actually 4)	3
Miscellaneous	3
BBC pictures	5
17th April - The Panel Challenge(s).....	5
This Season's Club Competitions 2022 - 2023	8
Club Competitions – Set Subject A-E Definitions.....	8
Annual Competitions	9
Quote Of the Week.....	10
Appendix: Fiona McCowan's Recommended Photo Book Resources.....	10

Club News

Hi everyone. Hope you are all well. Yet another good turnout of 37 of us on Monday to see Fiona McCowan's wonderful and inspiring talk on photobooks and specifically the RPS's photobook genre as a pathway to its ARPS & FRPS distinctions. For my part it was one of the highlights of our club season and a worthy end to the external speaker talks we've booked this season. By the number of members interested in Fiona's photobooks at half time, it would be nice to think that the genre might find its way into the LRPS distinction pathway. It opens up an artistic and creative opportunity and, in being only a couple of years old as a genre, I'm sure the idea might come up for discussion amongst the ranks of the RPS. Fiona's distinction application 'In the Offing' is a unique concept and her associated eloquent use of narrative became part of the 'glue' which bound her book together. It's clear that, to succeed, the photobook has to be a holistic creation and Fiona's attention to detail became but one of the driving forces which led to her to leapfrog into FRPS status. A worthy award.

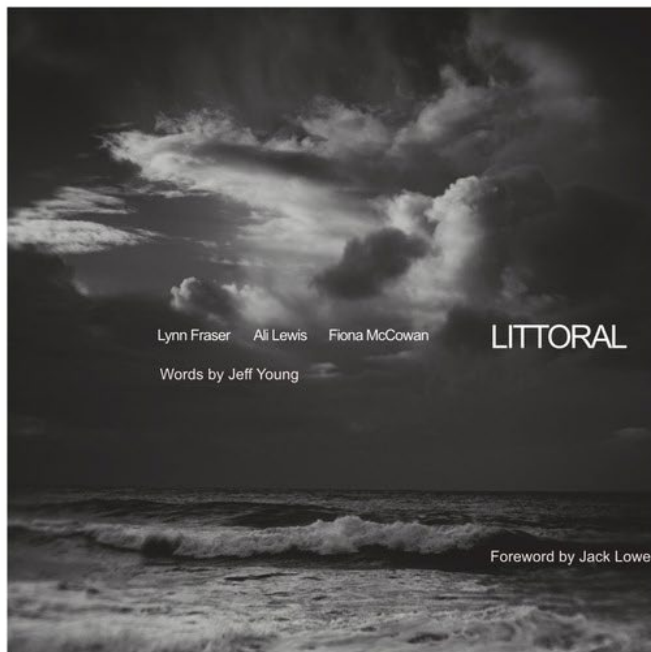
By the way, although I didn't get to talk to Fiona a lot about the Van Morrison lyrics she used, I believe it was from the track Coney Island (Album - Avalon Sunset). Definitely worth a listen - very evocative. Coney Island is in Co Down near the fishing village of Ardglass and Van the Man is appearing at the Cheltenham Jazz Festival in April.

Fiona has since been in contact with details of resources she referred to in her talk and these are attached in the Appendix.

She has also sent through details of the book she's helped to create with proceeds going to the RNLI. 'Littoral' is based on the theme of the sea and the coast and includes 35 black and white images from three photographers. Here's the details:

Littoral – a collaborative photobook with words (littoralphotobook.co.uk)

Littoral – A Collaborative Photobook with Words



Introducing a stunning new hardback book due out in May 2023. Black and white images from three talented photographers have been reflected on and woven together by a master storyteller at the peak of his powers. The book is about memories and personal stories and will resonate with readers everywhere.

Lynn Fraser

Ali Lewis

Fiona McCowan

Jeff Young


Author of "Ghost Town - A Liverpool Shadowplay". Little Toller (2020).

With all proceeds going to the RNLI, to look at some more spreads, price lists and pre-order arrangements, please have a look at;-

www.littoralphotobook.co.uk

We listen to documentaries of perfect summers, field recordings of a time when we swam in derelict pools, in haunted ruins. At childhood's end we dropped wishing stones into the ocean, remembering how perfect summers always end in rain.

FM



Next week - 'Take 5' (well, actually 4)

It's an in-house presentation next week with Dave Cahill, Paul Norris, Paul Jones and myself presenting on a wide range of photography subjects (see below). It should be a fun night and hopefully we can all pick up a few pointers on all sorts of stuff.

1. *Martyn Smith - Camera bags (a light-hearted look!)*
2. *Dave Cahill - Blipfoto*
3. *Paul Norris - Straight pictures – what is the 'driver' to enhance the image in your camera.*
4. *Paul Jones - Non-competitive image presentation*

Miscellaneous

[Underwater Photographer of the Year 2023](#)

The Underwater Photographer of the Year competition attracts thousands of entries each year and showcases some absolutely stunning results from photographers all over the world, with 12 diverse categories to enter. Sea creatures captured in their natural habitats can make for some remarkable viewpoints that we seldom get to see, and a chance to connect with the underwater world in new ways through the power of photography. Catch this year's winning image of an Amazonian pink river dolphin here:

<https://underwaterphotographeroftheyear.com/winners/2023-winners/>

[10 photo editing mistakes photographers make \(and how to avoid them\)](#)

Although the overall quality of our competition entries is pretty good, it's always worth reminding ourselves to keep revisiting the basics from time to time so as not to return to old bad habits. So, for our newcomers and everyone else here's a short article on tips to avoid photo editing mistakes.

<https://www.digitalcameraworld.com/tutorials/10-photo-editing-mistakes-photographers-make-and-how-to-avoid-them>

[Editing in Lightroom - a new approach](#)

Some of you may recall that in preparing my talk on Lightroom and specifically my workflow, I was beginning to wonder whether, given the scope of Lightroom's new AI based masking tools, it was unnecessary to first visit the global adjustment brushes or indeed at all. I postulated that this tool may ultimately become redundant. Anyway, I've just picked up an Anthony Morganti YouTube

tutorial covering processing from a similar perspective which makes interesting viewing. Have a look and I've also included a similar one by the infectious Ryan from Signature Edits.

<https://youtu.be/aw-neZRG3Y>

<https://youtu.be/ste-ldhQRlc>

[After being duped by an AI image, Australian camera retailer launches a Man Vs Machine photo contest](#)

It's been a little over two weeks since an AI-generated photo fooled judges of an Australian photo competition taking home the top prize. Now the same Australian company, retailer DigiDirect, has launched a new photo contest – but this time, it's opening the door for AI images as well. Check out this article:

<https://www.digitalcameraworld.com/news/photo-contest-fooled-by-ai-image-says-bring-it-on-now-its-ai-vs-photographers>

[I've been expecting you Mr Smith](#)

I always thought Sean Connery looked like my identical twin brother - except that I don't actually have a brother! Still I might get closer to my fantasy if I abandon by habitual commitment to Canon and buy this limited edition 007 Leica (£600 over standard edition). It brings a whole new dimension to shooting people! Now, where's Money Penny.....

<https://www.digitalcameraworld.com/news/7-d-lux-007-leica-celebrates-60-years-of-james-bond-with-limited-edition-camera>

[The Deutsche Börse Photography Foundation Prize](#)

The Deutsche Börse Photography Foundation Prize has just announced the four shortlisted photographers that will appear in the 2023 exhibition. Taking place at The Photographer's Gallery in London from March 3 - June 11, the prize celebrates photographers who redefine genres, push the boundaries and explore themes of race, identity, gender and traditions.

The winner of the Deutsche Börse Photography Foundation exhibition will be, announced at an awards ceremony held at The Photographers' Gallery in London on 11 May 2023. A grand prize of £30,000 (around \$36,000) is up for grabs for the overall winner and each finalist will also receive £5,000 (\$6,000). The exhibition will run from the 3rd of May until Sunday 11 June at London's Photographers Gallery, before heading to the Muzeum Fotografii w Krakowie in Krakow, Poland from June 30 - September 17, 2023. Here's a link:

<https://thephotographersgallery.org.uk/whats-on/deutsche-borse-photography-foundation-prize-2023>

BBC pictures

Another selection of images and related stories from the BBC's website

<https://www.bbc.co.uk/news/uk-wales-64756972>

<https://www.bbc.co.uk/news/in-pictures-64757759>

<https://www.bbc.co.uk/news/uk-64782372>

<https://www.bbc.co.uk/news/uk-england-tyne-64797807>

<https://www.bbc.co.uk/news/uk-england-64777958>

<https://www.bbc.co.uk/news/av/uk-scotland-64787716>

<https://www.bbc.co.uk/news/uk-england-64698563>

<https://www.bbc.co.uk/news/in-pictures-64756154>

<https://www.bbc.co.uk/news/av/uk-england-london-64759137>

<https://www.bbc.co.uk/news/uk-scotland-64680124>

<https://www.bbc.co.uk/news/in-pictures-64723755>

<https://www.bbc.co.uk/news/uk-england-bristol-64729779>

<https://www.bbc.co.uk/news/world-africa-64726122>

17th April - The Panel Challenge(s)

The Panel Challenge is being expanded this year to provide for a dedicated Smart Phone Panel and we've updated the rules. Here's the rules:

General rules

1. *This challenge is open to all current CCC members.*
2. *Your task is to produce a **Panel of Prints and / or a Smartphone Digital Panel of images** on a theme of your choice. (If you produce two panels (printy and digital they can be different themes)*
3. *The title of either panel must be clearly displayed on the front.*
4. *Creativity, thought and variation are encouraged, with the complete panel showing a balanced and engaging view of your chosen theme. The images should work well together and either share a theme, tell a story or complement each other in some way. They should all create a pleasing image as a whole. Humour and light heartedness can be shown.*
5. *Images can be in colour or black and white or monochrome.*
6. *Your panel should contain between 7 — 10 images on your chosen subject and be presented for assessment by members on the evening of **17th April 2023**. If you are not*

going to be there on the evening but would still like to submit a panel please contact Jill Bewley, Comp Sec to arrange collection of printed panel.
(competitions@cirencestercameraclub.org).

7. Images do not have to have been taken within this season but must be less than 5 years old. If using images which have been submitted to Club Competitions, a maximum of two may be used.
8. The images must be your all own work.
9. Presentation of the prints on the physical or digital panel will be taken into consideration in the final assessment.
10. All entries will be assessed and marked by the club members who are present on 17th April, with First, Second and Third places for each category being announced on the evening.
11. The Print Panel and Smartphone Digital Panel will be judged separately.
12. An award will be presented to the winner of both the Print Panel and Smartphone Digital Panel at the Awards Evening.

The Print Panel - info

1. Images should be no more than 7" x 5" (un-mounted), and one of your images may be enlarged to 10" x 8" (un-mounted).
2. Images can be placed in small mounts if desired.
3. You should mount your images on a board no larger than A1 in size. This is 841 mm x 594mm. The board should be sufficiently rigid to allow being displayed vertically on a table top. Thick mountboard / Foamex are ideal.
4. The print panel mounting board can be any colour.
5. A1 Boards and thick cards can be purchased for a few pounds from outlets like Hobbycraft, the Range etc.
6. Your panel must be clearly labelled on the reverse side with membership number and the panel title.
- 7.

The Smartphone Digital Panel (SDP) - info

1. Each SDP will be displayed for assessment on the club projector/screen.
2. To aid presentation on the night, SDP's should be emailed via the Competition Dropbox link to Jill Bewley Comp Sec by Friday 14th April
3. Each emailed SDP should contain the member's membership number and panel title.
4. The Club will provide processing assistance to anyone who would like help creating a digital panel.
5. SDP can be made in Lightroom, Photoshop or PowerPoint.
6. The overall SDP should be no greater than 1200x1600 pixels (image club comp size).
7. Smartphone Digital Panel background can be any colour.
8. The digital images in the SDP can be any size and shape whilst meeting the General Rules above in respect of submitted number of images.

If you have any questions please email Jill Bewley, Comp Sec on
competitions@cirencestercameraclub.org

17th April - Then and now - Just to follow on from John Smith's intro, we'll be bringing along a collection of historical local images taken in the Cotswold over the coming weeks. The idea is for you to take away an image of your choice, or maybe more than one from the collection and go out to the location where it was taken and try and take the same image again from the same position it was originally taken. The idea is to use some software and compare the two images to see how things have changed. Its not a competition and if we are successful, the Civic Society may consider publishing our Then & Now images in some form.

The intention is to show the fruits of our labours on the 17th April club night. This is the night of The Panel Challenge (more about that later) which generally only takes half an evening so the first half will be a presentation of our Then and Now images. Given that we've got some work to do in scanning and comparing the images, we'll be setting a backstop date for you to get them to us. It doesn't matter if some images are from similar locations as the original dates they were taken may vary anyway. There's lots of historical images to choose from and don't forget to clock the date and time you took the image. A good opportunity to use that Tripod gathering dust and it might help you to know that:

For one part, 50mm lenses reproduce the proportions of faces, depth, and perspective at roughly the same size as we see with our naked eyes. For another, a 50-mm field of view roughly matches the human angle of vision.

However, here's a taster from the BBC's website - <https://www.bbc.co.uk/news/world-europe-guernsey-62820981>

This Season's Club Competitions 2022 - 2023

	Competition Set & Open	Submission Date	Judging Night
A	Abstract + Open	03/10/22	31/10/22
B	Reflections + Open	31/10/22	05/12/22
C	Urban / Street photography + Open	05/12/22	16/01/23
D	Fog / steam / mist / smoke + Open	16/01/23	20/02/23
E	Multiple exposures + Open	27/02/23	27/03/23
Annual	2021-22 Annual competition	03/04/23	24/04/23

Club Competitions – Set Subject A-E Definitions

A: ABSTRACT

Abstract photography is the art of capturing subjects in such a way that does not attempt to represent external reality, but seeks to achieve its effect using shapes, forms, colours, and textures. It can encompass a huge variety of subject matter, take us out of our comfort zone, make us question what we see, or invite us to enter another realm. The subject matter is often implied or suggested rather than overtly and literally presented. Any image that is altered reality is acceptable.

B: REFLECTIONS

“Reflection photos refer to any shot, no matter what type of photography genre, that uses a reflective surface.” This can be a landscape, building, water, windows etc.

C: URBAN or STREET PHOTOGRAPHY

Urban photography is a broad genre that can include anything within a built-up, urban environment, so the image must convey an aspect of a city or town. Your image must have been taken in a built-up urban environment but does not have to include people, so things like street signs, traffic, architecture, shop facades, light trails, crowds, bridges, are all part of urban life. Your image can be a candid shot of people i.e. Street Photography which is also accepted.

D: FOG / STEAM / MIST / SMOKE

This topic can include a wide variety of images, from misty morning landscapes to smoke wisps created at home – as long as the predominant effect / subject includes Steam or Mist or Smoke or Fog.

E: MULTIPLE EXPOSURES

Objective

Multiple and Double Exposure photography are techniques that blend two or more exposures to create a different image.

Detail: A **Multiple Exposure** image can comprise of two or more images merged to create a new image, either in camera or in processing. It can also include **Strobe Flash images** where multiple exposures are taken on one image.

Multiple Exposures can include a technique known as '**Double Exposure**' which is a technique that layers two different exposures on a single image, combining two photographs into one, for example the image of the bison and forest.

Exclusions and clarification: **Multiple and Double Exposures** exclude a Focus Stacked image which effectively comprises the original image unchanged in all but focus.

Annual Competitions

(Submission Deadline 03 April 2023)

Award	Subject	Format
Pitchers Trophy (Topic chosen by Club President)	Quenington Sculpture 5-26 th June 2022	DPI
Dennis Moss Trophy	Open	Print
Leonard Jones Cup	Open	DPI
Cavendish Cup	Black and White Open	Print
Miles Shield	Open (Club outing)	DPI
Gladiator Trophy	Aviation	DPI
Pitchers Cup <u>Open to new members only.</u>	Open	Print or DPI

All DPIs to be 1600px x 1200px in sRGB colour space. DPI version of Prints must also be submitted.
NB Portrait images must be 1200px on *longest* side.

The Dropbox link is featured on every Comp submission page, along with a News item - here is the link.

<https://www.dropbox.com/request/DpAdq7inLJSz17gWu2Bg>

Quote Of the Week

Light makes photography. Embrace light. Admire it. Love it. But above all, know light. Know it for all you are worth, and you will know the key to photography - George Eastman

That's it for this week. Catch up next week.

Cheers and stay safe


Martyn (thehoneys@btinternet.com)

Mike (mike.cheeseman1777@hotmail.com)

Appendix: Fiona McCowan's Recommended Photo Book Resources

Recommended resources

- RPS workshops
 - Alex Hare - one day - March
 - Tim Daly - six weeks - May



MARCH
8

Practical Book Making - Alex Hare - March

By The Royal Photographic Society

Starting from £68.00

GET TICKETS

Practical Book Making - Alex Hare

Limited to only 8 places - book early to guarantee a place.

This workshop is a one day course delivered by video conferencing app Zoom.

This photo book making workshop will help you learn the wonderful craft of book making for displaying your photographs in a beautiful, hard covered concertina style book.

The workshop is run by pro landscape photographer Alex Hare and it is designed to kit you out with all the things you need and to help you make your first photo book.

This is an online course and delivery of the workshop is planned accordingly.

Both lunch and short breaks are built into the timings for the day.

Once you enlist, a fully illustrated kit list with links and advice on where to buy items from is available to

Date & Time

- Wed, 08/03/23, 09:30 GMT
- Wed, 08/03/23, 16:00 GMT

Pricing

- ★ RPS Member Ticket: £68.00
- ★ RPS Non-Member Ticket: £91.00

OVERVIEW SPEAKERS CONTACT US



MAY 23

Mentored Photobook Design & Production - Tim Daly - May-June

By The Royal Photographic Society

Starting from £160.00

[GET TICKETS](#)

NEW - Mentored Photobook Design & Production online course - Tim Daly FRPS

Limited to 10 participants.

Starts Tuesday 23 May, ends on Tuesday 27 June 2023

This brand-new course offers you the chance to make a photobook while receiving personalised feedback and mentor support over a six-week period. This is an ideal follow-on course for those who have a book idea already but who would benefit from ongoing support, expert guidance and the challenge of getting a book finished within a set timeframe.

The course is run over a six-week period and Tim will set you tasks and deadlines to keep you on track. During the course you will be expected to attend four scheduled Zoom meetings and also undertake independent study in your own time as well. Towards the end of the course you will have the opportunity to submit a draft (dummy) book for feedback and your tutor will return this to you with corrections and suggested improvements. You'll also have an individual tutorial with your mentor online where you receive more detailed advice and guidance relating to your individual book. In addition, Tim has specially prepared some useful

Date & Time

- Tue, 23/05/23, 19:00 BST
- Tue, 27/06/23, 21:00 BST

Pricing

- RPS Member Ticket: £160.00
- RPS Non-Member Ticket: £214.00

Recommended resources

- Books
 - Understanding Photobooks, Jörg Colbert
 - bound, Rachel Hazell
 - biblioscap.es.com



The digital library of a personal collection of photobooks from around the world, covering a variety of subject matters, themes and styles.

Practical

